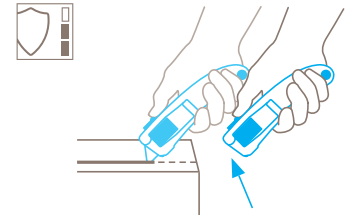


TECHNICAL DATA SHEET

SECUPRO MAXISAFE NO. 101199

Safety technology



Fully automatic blade retraction – a very high degree of safety

The fully automatic blade retraction of the SECUPRO MAXISAFE guarantees a very high degree of safety from cut injuries. The blade withdraws into the handle the moment it leaves the material being cut. Even when the slider is being held forward.



SAFETY KNIFE WITH FULLY AUTOMATIC BLADE RETRACTION FOR RIGHT AND LEFT HANDERS.

Order No. 101199.02

Perfect handling. With a 2-sided slider and trapezoid blade.

Are you often only satisfied with the maximum? That connects you to the SECUPRO MAXISAFE, our safety cutter with the fully automatic blade retraction. Thanks to its large blade extension it masters even 3-layer cardboard boxes - depending on the blade shape attached, but also all other materials such as carpets or foils, for example. It also provides the maximum comfort, whether you are right or left handed.

Double-sided slider

With the right hand? With the left hand? Who cares! The SECUPRO MAXISAFE is fitted with a double-sided slider, accessible from both sides.

At the press of a button

Your two hands alone are enough to change the blade. And these short instructions: press the blade change button and swing open the handle. Push the blade carrier to the front and you can change the blade. It's that easy.

Metal guard

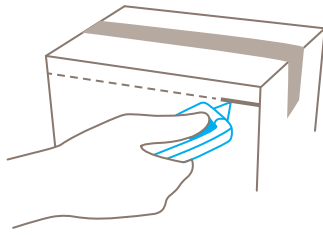
SECUPRO MAXISAFE is not afraid of a little friction. A metal abrasion protection shield, found on the underside of the knife head, works to prevent any general wear and tear as you cut your path through the day.

Double-edged blade

Don't change your blade the moment the tip turns blunt. Double the usage time of your blades and minimize wastage by always remembering to flip them over. Don't forget: there are two sides to every blade!











Small eyelet

No one likes to lose their tools. Especially not tools like the SECUPRO MAXISAFE. That's what the eyelet is for; to safely transport and tie down your cutter.














PRODUCT FEATURES

Technical features

 Very high safety	 Tool-less blade change	 Abrasion resistant	 Ergonomic
 2-times usable blade	 Extended blade length	 Cutting depth	 For right and left hander
 Lanyard hole	 Printable for promotional purposes		

Main cutting materials

 Cardboard: up to 3-ply	 Plastic strapping band	 Tape	 Layers of foil or paper
 Wrapping, stretch, and shrink foil	 Yarn, cord	 Foam, polystyrene	 Felt
 Fleece	 Bagged goods	 Self-adhesive label	

Installed blade



NO. 99
0.63 mm, deep-edged

Optional blade



NO. 199
0.63 mm, deep-edged, stainless

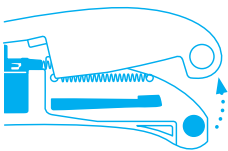


NO. 60099
0.63 mm, rounded blade tips, deep-edged

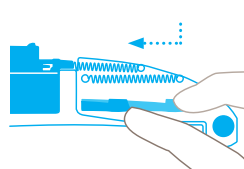


NO. 98
0.63 mm

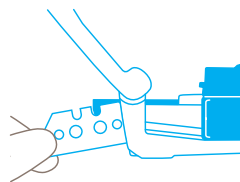
BLADE CHANGE




To change the blade, press the button at the end of the cutter and fold open the upper half of the handle.



Release the blade carrier by pressing down and pushing forward, as indicated.



Now either rotate or change the blade, before pulling the blade carrier back into its original position



Finally, fold the upper half of the handle back down until it snaps into place. Please check blade retraction!

SERVICES OFFERED



Safety poster



Training video



Technical data sheet



Consulting service

PRODUCT AND PACKAGING DETAILS

Order No.	NO. 101199.02	Packaging unit	1 in single unit box
Knife size (L x W x H)	148 x 18 x 42 mm	Size Single unit box	152 x 24 x 46 mm
Weight knife	64.5 g	Weight single unit box	81.0 g
Basic material	Glass fibre reinforced plastic	EAN Code single unit box	4002632914720
Extended blade length	18.4 mm	Quantity in outer pack	10 knives
Cutting depth	17.2 mm	Size outer pack	130 x 97 x 155 mm
		Weight outer pack	868.2 g
		EAN Code outer pack	4002632966040
		Customs tariff number	82119300

SAFETY CERTIFICATE

Date of issue	15.06.2012
Certificate	GS certificate NO. S 60077225

Certificates and awards



ENVIRONMENT

This SECUPRO MAXISAFE corresponds with the current REACH ordinance.

SECURITY ADVICE

To ensure that you use your new MARTOR knife safely and most effectively, please read and note the following user-instructions. Please keep the written guide in a safe place so that you can access it at any time.

1. General application instructions: Please use the product carefully for cutting work only and not for any purposes other than those that are intended. Please take the correct handling and the proper use of the knives into account in this regard.

2. Special application instructions to avoid the danger of injuries: Only use knives that are in perfect condition and have sharp, clean and undamaged blades. employ the utmost care when handling the knives.

CAUTION: The blade is sharp and can result in serious and deep cuts. Therefore, never reach into the blade! To reduce the danger of injuries, hold the hand that is being used to restrain and stabilise the cutting base in such a manner that the restraining hand or even other body parts are not endangered in the event that the knife slips.

3. Replacement of spare parts: Replace any blades that be-

come dull at the right time! Use only the replacement blades available at MARTOR for this purpose. Dispose of old blades in a proper fashion. They should not be placed in a waste paper bin, as this poses a considerable danger of injuries. Never perform any repairs yourself. If the knife displays signs of aging or other wear, e.g. function problems when changing the blade or in the handling of the blade pushers, then it must be rejected and replaced with a new one. Any modifications or manipulations to the product are prohibited, as they impair the product safety. CAUTION: There is an extremely high danger of injuries here!

4. Non-use of the knife: Always secure the blade in such a way that injuries due to cuts are excluded. Store the knife in a secure place.

5. Care instructions: Always keep the knife clean and do not expose it to unnecessary humidity to safeguard a long service life.

CAUTION: No liability will be assumed for consequential losses. Subject to technical changes and errors! This knife does not belong in the hands of children!

ACCESSORIES

BELT HOLSTER S WITH CLIP NO. 9920



What do you do with your cutting tools when you are not actually using them? The MARTOR BELT HOLSTER S is a robust holder that allows you to carry all compact MARTOR cutters as well as our safety scissors at all times. In addition, the compartments are designed to allow you to load different tools: for example you can also carry a pen or a pack of blades. The MARTOR BELT HOLSTER is the ideal place to stow your tools safely when moving from A to B - and have them at hand, as soon as they are required.

HOLSTER LARGE NO. 9843




Your cutting tool will feel comfortable in this 'no-fuss' plastic HOLSTER. Attach it to your belt, or with a clip to your jeans pocket. This large black HOLSTER is suitable for storing the SECUPRO cutters MAXISAFE, OPTISAFE, PROSAFE and LEWIS, as well as the SECUNORM GENIAL.

USED BLADE CONTAINER NO. 9810



You can fill the USED BLADE CONTAINER with the content of your SAFEBOX. Or directly with your used blades. When the box is full, turn the lid until it shuts. Now the box cannot be reopened. The next step is to safely and completely dispose of the filled USED BLADE CONTAINER.

WALL MOUNT BRACKET USED BLADE CONTAINER NO. 9845



Include it in your order now! With this mounting bracket you can fix your USED BLADE CONTAINER to a central location. Use the clamp and screws and nuts supplied with the product to attach it to either a pipe or a rod.

SAFEBOX NO. 108000



The SAFEBOX is large enough to store a large number of used blades safely. And at the same time, it is compact enough to carry with you. The two slits are not only used for filling, but also to „shorten“ your snap-off blades. When your SAFEBOX is full, empty it into your USED BLADE CONTAINER.

MANUFACTURER

MARTOR KG | Heider Hof 60 | 42653 Solingen | Germany
T +49 212 25805-0 | F +49 212 25805-55 | info@martor.de | www.martor.com