


P17G PASSIVE SEPARATOR

FEATURES:



- For the separation of measuring signals (e.g. in PLC).
- Thin casing - 6.2 mm.
- Standard d.c. current output signal 0/4 - 20 mA.
- Does not require an auxiliary supply voltage.

INPUT:

0/4..20
mA

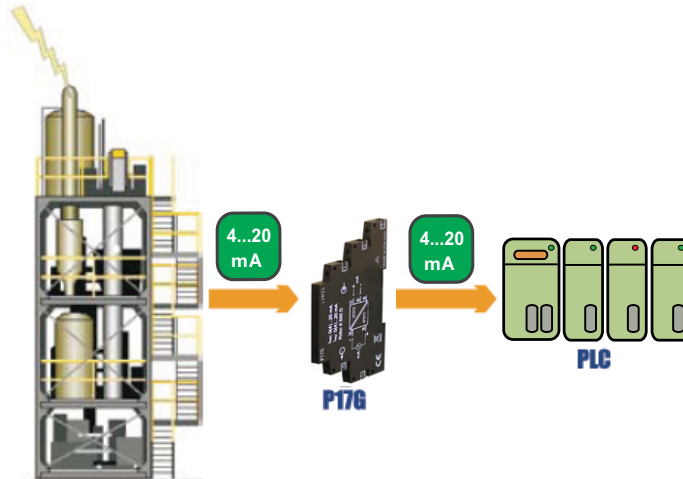
OUTPUTS:

0/4..20
mA

GALVANIC ISOLATION:



EXAMPLE OF APPLICATION



Galvanic separation (protection of PLC controller inputs).

INPUTS

Input type	Range	Overload	Error
Current 0..20 mA	0 .. 20 mA	Maximal input current 40 mA	Conversion error: +/- 0.2 % Additional errors: - from load resistance changes $\leq 0.15\% / 100 \Omega$ - from ambient temperature changes: $\leq 0.05\% / 10^\circ\text{C}$
	4 .. 20 mV		

OUTPUTS

Output type	Admissible load resistance	Pulsations
Current 0 .. 20 mA, (4..20 mA)	$R_{load} < 500 \Omega$	$\leq 10 \text{ mV}$

EXTERNAL FEATURES

Overall dimensions	6.2 x 77.5 x 100 mm	
Weight	80 g	
Protection grade	ensured by the casing: IP50	from terminal side: IP20
Fixing	on a 35 mm DIN rail	acc. to EN 60715

RATED OPERATING CONDITIONS

Temperature	ambient: -20...23...65°C	storage: -40...85°C
Humidity	< 95%	inadmissible condensation
Operating position	any	

Export department:
+48 68 45 75 139/ 321/ 368
Fax: +48 68 32 54 091
e-mail: export@lumel.com.pl

LUMEL S.A.
ul. Sulechowska 1
65-022 Zielona Góra
POLAND
WWW.LUMEL.COM.PL

SAFETY AND COMPATIBILITY REQUIREMENTS

Electromagnetic compatibility	noise immunity	acc. to EN 61000-6-2
	noise emissions	acc. to EN 61000-6-4
Isolation between circuits	basic	acc. to EN 61010-1
Pollution level	2	
Installation category	III	
Maximal phase-to-earth operating voltage	50 V	

INSTALLATION

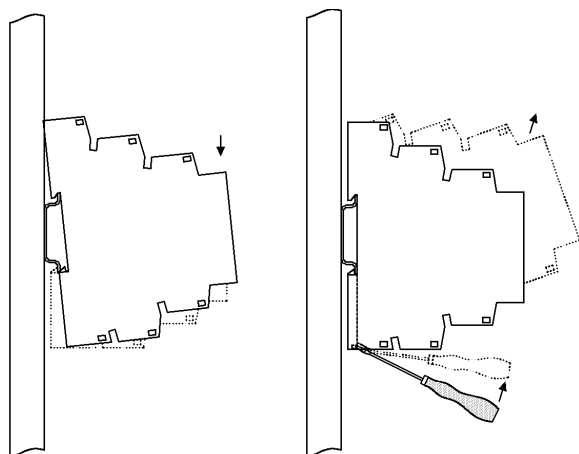


Fig.1. Way of assembling/disassembling on the rail.

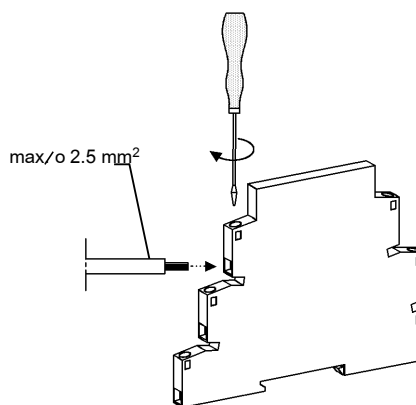
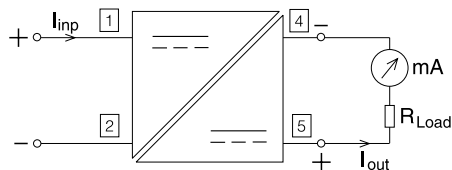


Fig.2. Way of wire fixing.

CONNECTION DIAGRAM



ORDERING

	P17G	XX	X
Version:			
standard		00	
as per order*		XX	
Acceptance tests:			
without extra quality requirements			8
with an extra quality inspection certificate			7
acc. to customer's request*			X

* - after agreeing with the manufacturer

ORDER EXAMPLE

The code: **P17G-00-8** means:
P17G - passive separator of P17G type,
00 - standard version,
8 - without extra quality requirements.

For more information about LUMEL's products, please visit our website: www.lumel.com.pl

Export department:
 +48 68 45 75 139/ 321/ 368
 Fax: +48 68 32 54 091
 e-mail: export@lumel.com.pl

LUMEL S.A.
 ul. Sulechowska 1
 65-022 Zielona Góra
 POLAND
WWW.LUMEL.COM.PL