

Mounting of photosensor SKS on the wall

Mounting of photosensor SKS into the panel

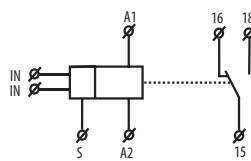
- Is used to control lights on the basis of ambient light intensity
- Used for switching street illumination and garden lights, illumination of advertisements, shop windows, etc.
- Level of ambient intensity is monitored by an external sensor and output is switched according to set level on the device
- Control input for additional control, e.g. time switch, preswitch etc.
- Level of illumination adjustable in two ranges: 1 - 100 Lx and 100 - 50000 Lx
- Adjustable time delay to eliminate short term fluctuation in illumination
- External sensor IP56 suitable for mounting on the wall (cover and holder of a sensor are a part of the package)
- Supply voltage AC 230 V or AC/DC 12 - 240 V
- Output contact: 1x changeover/ SPDT 16 A
- Red LED output indication
- 1-MODULE, DIN rail mounting

**EAN codes:**

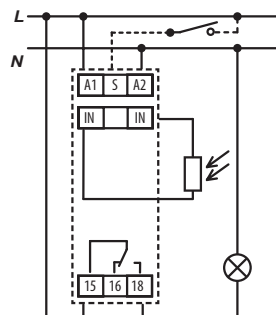
SOU-1 /230V + photosensor SKS: 8595188121002  
 SOU-1 /UNI + photosensor SKS: 8595188121019  
 Photosensor SKS: 8594030337288

Technical parameters		SOU-1
Supply terminals:		A1 - A2
Voltage range:	UNI	AC/DC 12 - 240 V (AC 50 - 60 Hz)
Burden:		AC 0.7 - 3 VA / DC 0.5 - 1.7 W
Voltage range:	230	AC 230 V / 50 - 60 Hz
Power input (apparent/loss):		AC max. 12 VA / 1.8 W
Supply voltage tolerance:		-15 %; +10 %
Supply indication:		green LED
Time delay:		0 - 2 min
Time delay setting:		potentiometer
Illumination rang 1):		1 - 100 Lx
Illumination rang 2):		100 - 50000 Lx
<b>Output</b>		
Number of contacts:		1x changeover/ SPDT (AgSnO <sub>2</sub> )
Current rating:		16 A / AC1
Breaking capacity:		4000 VA / AC1, 384 W / DC
Inrush current:		30 A / <3 s
Switching voltage:		250 V AC1 / 24 V DC
Min. breaking capacity DC:		500 mW
Output indication:		red LED
Mechanical life:		3x10 <sup>7</sup>
Electrical life (AC1):		0.7x10 <sup>5</sup>
<b>Control</b>		
Power the control input:		0.8 - 530 mVA (UNI), 0.8 - 530 mVA (AC 230 V)
Load between S-A2:		Yes
Control terminals:		A1-S
Glow tubes connctions:		AC 230 V - Yes / UNI - No
Max. amount of glow lamps connected to controlling input:		230 V - max. amount 20 pcs (Measured with glow lamp 0.68mA/230V AC)
Impulse length:		min. 25 ms / max. unlimited
Reset time:		150 ms
<b>Other information</b>		
Operating temperature:		-20 °C to +55 °C (-4 °F to 131 °F)
Storage temperature:		-30 °C to +70 °C (-22 °F to 158 °F)
Electrical strength:		4 kV (supply - output)
Operating position:		any
Mounting/DIN rail:		DIN rail EN 60715
Protection degree:		IP 40 from front panel / IP 20 terminals
Sensor cable length:		max. 50 m (standard wire)
Overvoltage category:		III.
Pollution degree:		2
Max. cable size (mm <sup>2</sup> ):		solid wire max. 1x 2.5 or 2x1.5/ with sleeve max. 1x2.5 (AWG 10)
Dimensions of the sensor:		see page 127
Weight of sensor:		20 g (0.7 oz.)
Dimensions:		90x17.6x64 mm
Weight:		(UNI) - 75 g (2.6 oz.), (230) - 65 g (2.3 oz.)
Standards:		EN 60255-6, EN 61010-1

**Symbol**



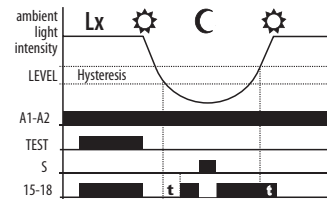
**Connection**



**Description of DIP switch**

- DIP 1 - LUX
- ON  100 - 50000 Lx
  - OFF  1 - 100 Lx
- DIP 2 - TEST
- ON  TEST ON
  - OFF  NORMAL

**Function**



**Description**

