



DAMPER ACTUATORS, 2-, 3-POINT AND PROPORTIONAL CONTROL (4 Nm)

DAN, DMN

FUNCTION

2- and 3-point or proportional damper control.

APPLICATIONS

Well-suited for applications with small dampers (up to 0.8 m²) in ventilation and air handling units.

FEATURES

- universal adapter for easy mounting
- shaft dimensions Ø 10...16 mm / 10...12 mm square
- minimum shaft length 50 mm
- anti-rotation bracket
- manual override with push-button
- direction of rotation selectable
- angle of rotation adjustable
- 2 microswitches SPDT
- power saving at end stops

TYPE	POWER SUPPLY	SIGNAL CONTROL
DAN24	24 Vac/dc	2-, 3-point
DAN24S	24 Vac/dc	2-, 3-point
DAN230	230 Vac	2-, 3-point
DAN230S	230 Vac	2-, 3-point
DMN24	24 Vac/dc	0...10V dc

S models with 2 auxiliary switches

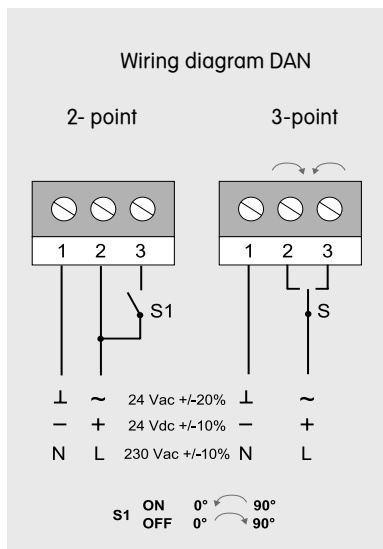
Actuator		DAN24	DAN230	DMN24
Damper area (*)	m ²	1	1	1
Torque	Nm	4	4	4
Power supply		24 Vac/Vdc	230 Vac	24 Vac/Vdc
Frequency	Hz	50...60	50...60	50...60
Power consumption				
- operating	W	2.5	4.0	2.5
- at end stops	W	0.85	3.0	0.85
For wire sizing	VA	4.1	5.0	4.1
Stroke time	s	35	35	35
Weight	g	900	1000	900
Control signal		2-, 3-point	2-, 3-point	0...10 Vdc
Aux. switch rating		3(1.5) A / AC 230 V	3(1.5) A / AC 230 V	-
Rotation angle:				
- operating		90°	90°	90°
- limitation		5...85° with 5° steps	5...85° with 5° steps	5...85° with 5° steps
Protection class		III	II	
Degree of protection		IP54	IP54	IP54
Room temperature		-20 ... +50 °C	-20 ... +50 °C	-20 ... +50 °C
Room humidity		5...95% r.h.	5...95% r.h.	5...95% r.h.
Noise level		max 45 dB	max 45 dB	max 45 dB
Standards		CE	CE	CE

(*) the indication of the damper area is not significant, the data that must be taken into account is the value of the torque in Nm.



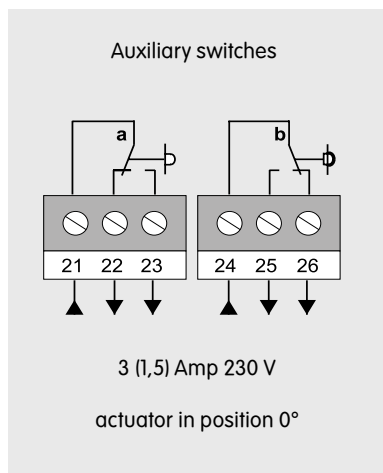
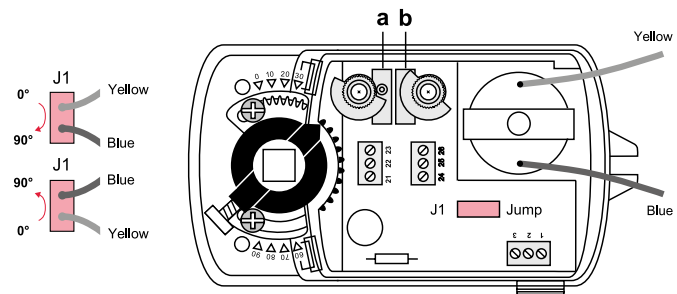
DAMPER ACTUATORS, 2-, 3-POINT AND PROPORTIONAL CONTROL (4 Nm)

DAN , DMN



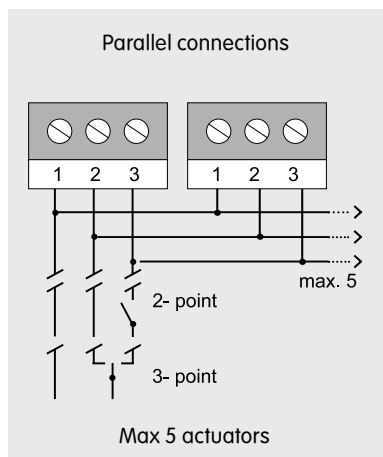
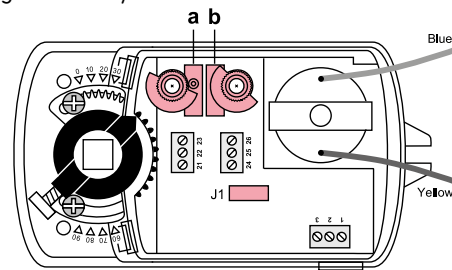
Direction of rotation setting

The direction of rotation can be changed by reversing jumper J1.



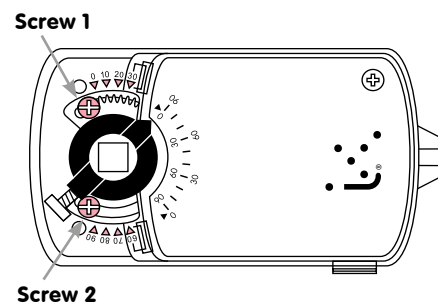
Auxiliary switches setting

Factory setting:
switch a at 10°
switch b at 80°
The switching position can be changed manually.



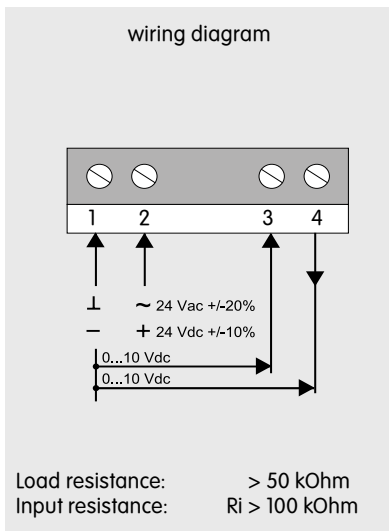
Limitation of rotation angle

The range of working angle (90°) can be reduced up to 30° from each end stop by screw 1 and 2.

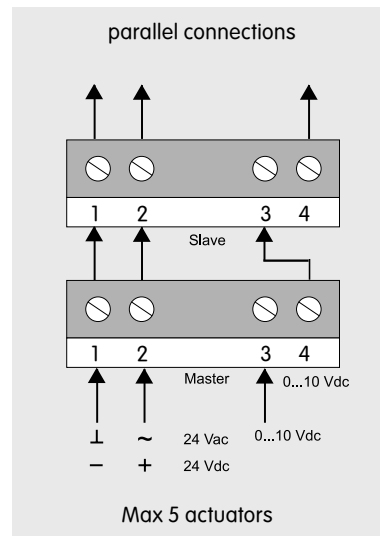


DAMPER ACTUATORS, 2-, 3-POINT AND PROPORTIONAL CONTROL (4 Nm)

DAN, DMN



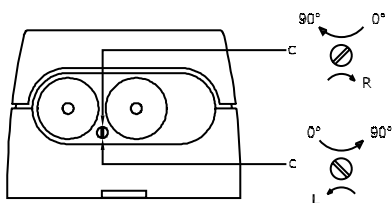
DMN



DMN

Direction of rotation setting for DMN

R = factory setting



DIMENSIONS (mm)

