

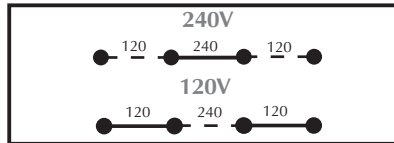
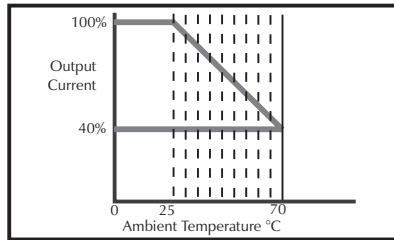
The PSU 203 is a compact, split 'open' mains power supply unit designed primarily for OEM use. The linear regulator ICs used have over-current and over-temperature protection.

- Simple Screw-Terminal Connection
- Low Profile
- Encapsulated Mains Transformer
- Positive and Negative Adjustable Rails
- 20-turn Trimmers For Accurate Setting



**Derating Curve**

The hotter the unit becomes the lower the current that may be taken from it. Enclosures should be adequately ventilated if necessary and power supplies should not be mounted upside down.



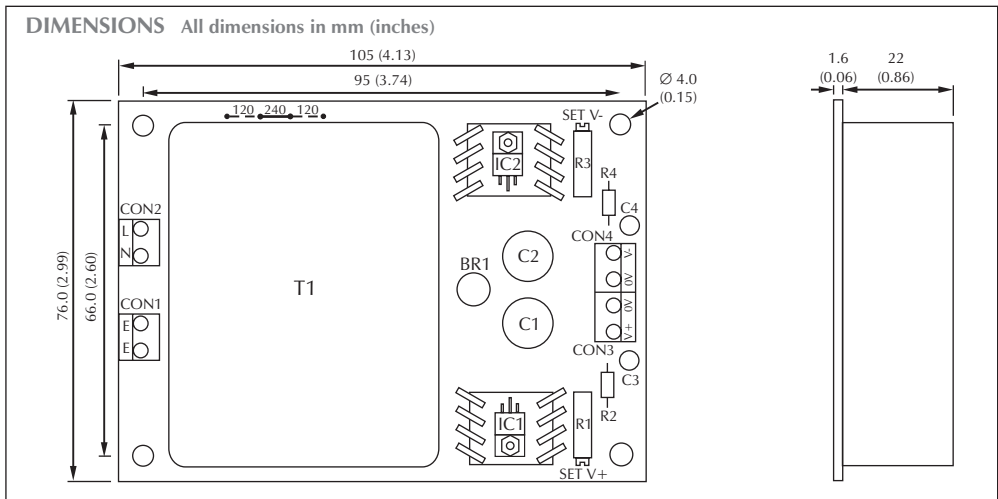
Standard Unit				Stock Number PSU 203
Specification	Min.	Typ.	Max.	Unit
Load regulation			1	%
Line regulation			1	%
Ripple			5	mV
Operating temperature	0		70	°C
<b>Output</b>				
Positive	V	5	15	V
	I		150	mA
Negative	V	-5	-15	V
	I		-150	mA
Input (50-60Hz) - link selectable		110	120	125
		220	240	250

**Selecting Mains I/P Voltage**

The unit is normally supplied connected for 240V operation. For 120V operation remove 240V link and insert BOTH 120V links.

**Safety**

For safe operation, the unit must be installed in an enclosure which prevents accidental contact with hazardous voltages, by providing appropriate insulation or guarding. If the enclosure is made of a conducting material or the internal surfaces have a conductive coating, ensure that no part of the power supply will come into contact with it, and maintain an air gap clearance of minimum 10mm. Two terminals (E) are provided as anchorage for earth leads. The mains lead to the unit must be fused with a 63mA (240V operation) or a 125mA (120V operation) fuse. Fuses should be IEC 127 part 2, sheet 3, DIN 41662 anti-surge spiral. In general, it is the responsibility of the user to ensure that the incorporation of the power supply unit into the OEM equipment conforms to the relevant sections of EN 60742, in accordance with the Low Voltage Directive (LVD 93/68/EEC). IF IN DOUBT CONTACT AN APPLICATIONS ENGINEER.



Specifications liable to change without prior warning PSU 203 Issue 8 August/2002 M.C. Applies to PSU 203/4

LASCAR ELECTRONICS LTD.  
MODULE HOUSE, WHITEPARISH,  
WILTSHIRE SP5 2SJ UK  
TEL: +44 (0)1794 884567 FAX: +44 (0)1794 884616  
E-mail: sales@lascar.co.uk

LASCAR ELECTRONICS INC.  
3750 West 26th Street,  
Erie, PA 16506 USA  
TEL: +1 (814) 835 0621 FAX: +1 (814) 838 8141  
E-mail: us-sales@lascarelectronics.com

LASCAR ELECTRONICS (HK) LIMITED  
FLAT C, 5/FL., LUCKY FTY. bldg., 63-65 HUNG TO ROAD  
KWUN TONG, KOWLOON, HONG KONG  
TEL: +852 2797 3219 FAX: +1 (814) 838 8147  
E-mail: b4lascar@samsongroup.com.hk

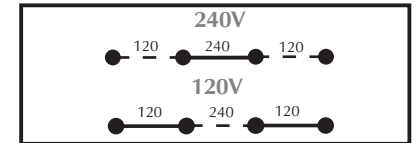
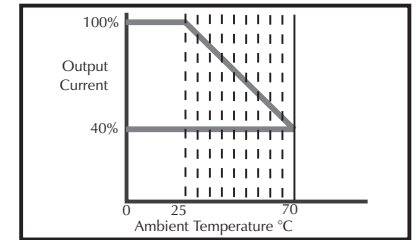
The PSU 203 is a compact, split 'open' mains power supply unit designed primarily for OEM use. The linear regulator ICs used have over-current and over-temperature protection.

- Simple Screw-Terminal Connection
- Low Profile
- Encapsulated Mains Transformer
- Positive and Negative Adjustable Rails
- 20-turn Trimmers For Accurate Setting



**Derating Curve**

The hotter the unit becomes the lower the current that may be taken from it. Enclosures should be adequately ventilated if necessary and power supplies should not be mounted upside down.



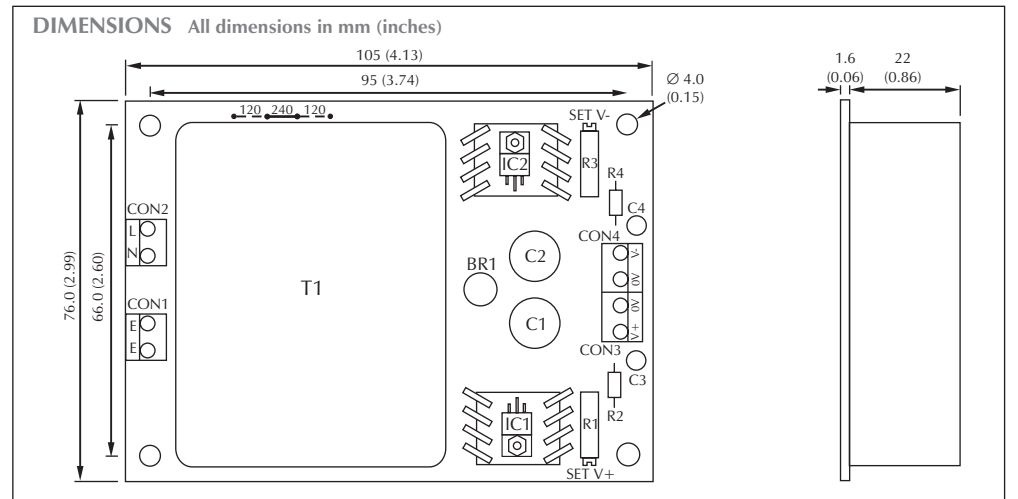
Standard Unit				Stock Number PSU 203
Specification	Min.	Typ.	Max.	Unit
Load regulation			1	%
Line regulation			1	%
Ripple			5	mV
Operating temperature	0		70	°C
<b>Output</b>				
Positive	V	5	15	V
	I		150	mA
Negative	V	-5	-15	V
	I		-150	mA
Input (50-60Hz) - link selectable		110	120	125
		220	240	250

**Selecting Mains I/P Voltage**

The unit is normally supplied connected for 240V operation. For 120V operation remove 240V link and insert BOTH 120V links.

**Safety**

For safe operation, the unit must be installed in an enclosure which prevents accidental contact with hazardous voltages, by providing appropriate insulation or guarding. If the enclosure is made of a conducting material or the internal surfaces have a conductive coating, ensure that no part of the power supply will come into contact with it, and maintain an air gap clearance of minimum 10mm. Two terminals (E) are provided as anchorage for earth leads. The mains lead to the unit must be fused with a 63mA (240V operation) or a 125mA (120V operation) fuse. Fuses should be IEC 127 part 2, sheet 3, DIN 41662 anti-surge spiral. In general, it is the responsibility of the user to ensure that the incorporation of the power supply unit into the OEM equipment conforms to the relevant sections of EN 60742, in accordance with the Low Voltage Directive (LVD 93/68/EEC). IF IN DOUBT CONTACT AN APPLICATIONS ENGINEER.



Specifications liable to change without prior warning PSU 203 Issue 8 August/2002 M.C. Applies to PSU 203/4

LASCAR ELECTRONICS LTD.  
MODULE HOUSE, WHITEPARISH,  
WILTSHIRE SP5 2SJ UK  
TEL: +44 (0)1794 884567 FAX: +44 (0)1794 884616  
E-mail: sales@lascar.co.uk

LASCAR ELECTRONICS INC.  
3750 West 26th Street,  
Erie, PA 16506 USA  
TEL: +1 (814) 835 0621 FAX: +1 (814) 838 8141  
E-mail: us-sales@lascarelectronics.com

LASCAR ELECTRONICS (HK) LIMITED  
FLAT C, 5/FL., LUCKY FTY. bldg., 63-65 HUNG TO ROAD  
KWUN TONG, KOWLOON, HONG KONG  
TEL: +852 2797 3219 FAX: +852 2343 6187  
E-mail: b4lascar@samsongroup.com.hk